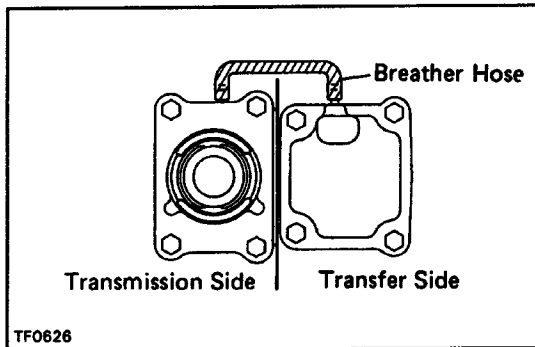


# TRANSFER REMOVAL

## 1. REMOVE TRANSFER WITH TRANSMISSION

M/T – See pages G58 [MT1–8](#), R150F [MT2–9](#).

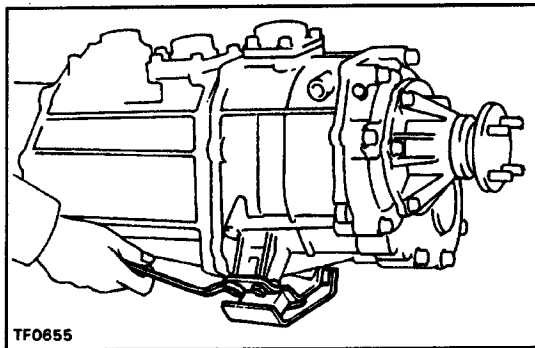
A/T – See pages [AT1–72](#).



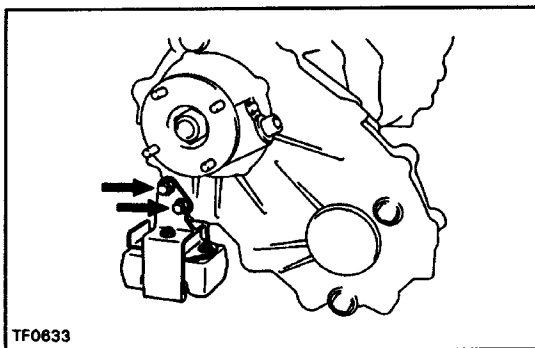
## 2. 22R-E/G58 AND A340F:

### REMOVE BREATHER HOSE

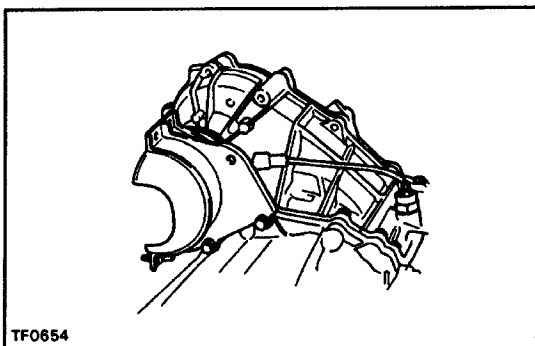
Disconnect the breather hose from transfer upper cover and transmission control retainer.



## 3. REMOVE ENGINE REAR MOUNTING



## 4. REMOVE DYNAMIC DAMPER



### REMOVE PROPELLER SHAFT UPPER DUST COVER AND TRANSFER FROM TRANSMISSION

- Remove the dust cover bolt from the bracket.
- Remove the transfer adaptor rear mounting bolts.
- Pull the transfer straight up and remove it from the transmission.

HINT: Take care not to damage the adaptor rear oil seal with the transfer input gear spline.