





## PREPARATION

### SST (SPECIAL SERVICE TOOLS)

	<b>09285-76010</b> Injection Pump Camshaft Bearing Cone Replacer	Armature front bearing for 1.0 kW
	<b>09286-46011</b> Injection Pump Spline Shaft PuRer	Armature bearing
	<b>09201-41020</b> Valve Stem Oil Seal Replacer	Armature front bearing for 1.4 kW and 1.8 kW

### RECOMMENDED TOOLS

	<b>09082-00050</b> TOYOTA Electrical Tester set	
---	---	--

### EQUIPMENT

Dial indicator	Commutator
Magnetic finger	Steel ball
Pull scale	Brush spring
Sandpaper	Commutator
Torque wrench	
V- block	Commutator
Vernier calipers	Commutator. Brush