












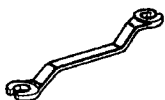



# PREPARATION

## SST (SPECIAL SERVICE TOOLS)

	<b>09223-56010</b> Crankshaft Rear Oil Seal Replacer	Rear axle bearing removal
	<b>09308-00010</b> Oil Seal Puller	Oil seal removal
	<b>09515-21010</b> Rear Axle Shaft Bearing Replacer	
	<b>09515-30010</b> Rear Wheel Bearing Replacer	
	<b>09521-25011</b> Rear Axle Shaft Puller	For remove and install the rear axle shaft from the backing plate
	<b>09608-30012</b> Front Hub & Drive Pinion Bearing Tool Set	Oil seal installation
	<b>(09608-04020)</b> Handle	
	<b>(09608-04070)</b> Front Hub Inner Bearing Cup Replacer	
	<b>(09608-04100)</b> Drive Pinion Front Bearing Cup Replacer	
	<b>09608-35014</b> Axle Hub & Drive Pinion Bearing Tool Set	
	<b>(09608-06100)</b> Front Hub Outer Bearing Replacer	Rear axle bearing removal
	<b>(09608-06180)</b> Drive Pinion Rear Bearing Cup Replacer	Rear axle bearing installation
	<b>09650-17011</b> Hub Bolt Remover	

	<b>09751-36011</b> Brake Line Union Nut 10 x 12 mm Wrench	
---	--	--

RECOMMENDED TOOLS

	<b>09905-00012</b> Snap Ring No.1 Expander.	
---	---	--

EQUIPMENT

Dial indicator	
Torque wrench	