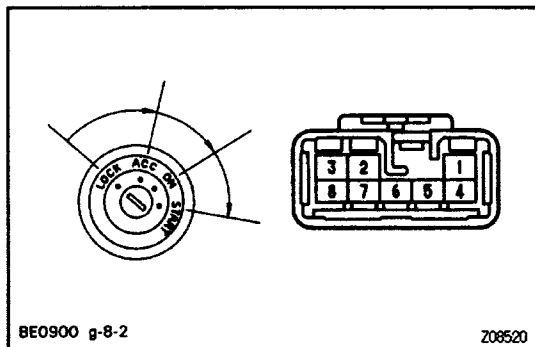
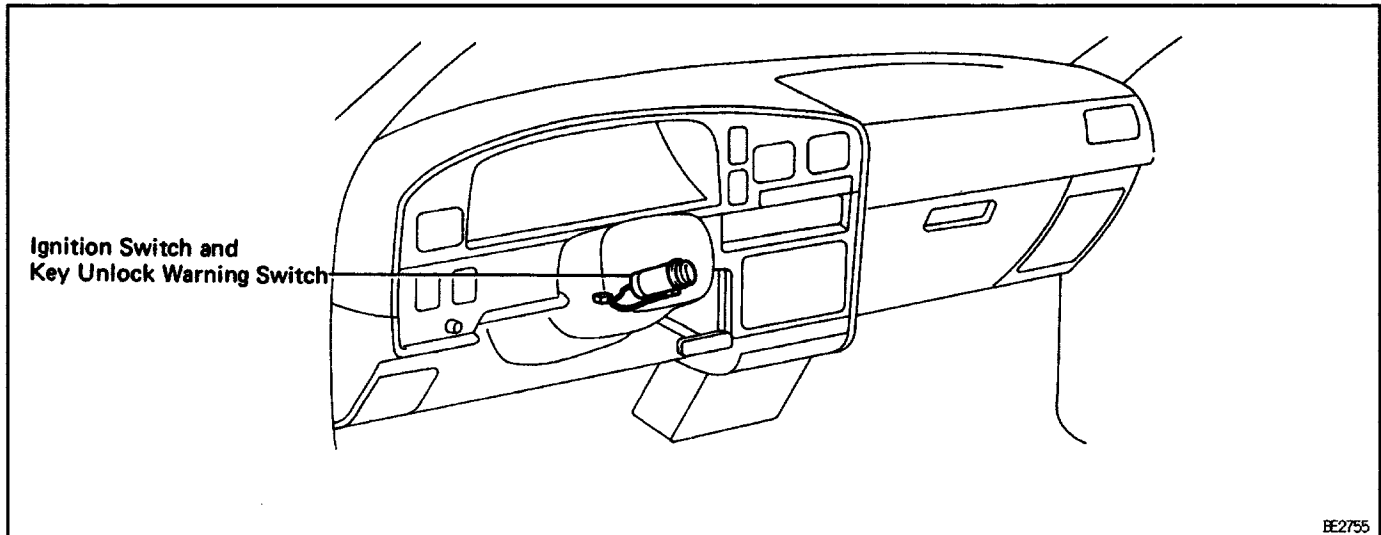


IGNITION SWITCH

PARTS LOCATION

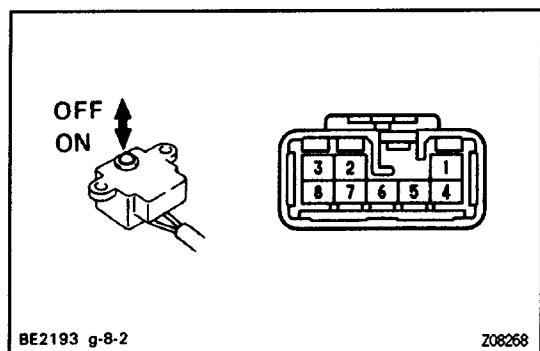


IGNITION SWITCH INSPECTION

INSPECT IGNITION SWITCH CONTINUITY

Switch position	Tester connection to terminal number	Specified condition
LOCK	—	No continuity
ACC	2 - 3	Continuity
ON	1 - 2 - 3 7 - 8	Continuity
START	1 - 4 - 6 7 - 8	Continuity

If continuity is not as specified, replace the switch.



KEY UNLOCK WARNING SWITCH INSPECTION

INSPECT KEY UNLOCK WARNING SWITCH CONTINUITY

Switch position	Tester connection to terminal number	Specified condition
OFF (Key removed)	—	No continuity
ON (Key set)	4 – 5	Continuity

If continuity is not as specified, replace the switch.

DOOR COURTESY SWITCH INSPECTION

See page [BE-56](#)

INTEGRATION RELAY INSPECTION

See page [BE-55](#)